



SOLUTION

Exp. I-A · Measuring the resonance frequency

(1) Measure the amplitude A of the oscillating laser beam by tuning the frequency f of the sine wave generator. Record the measured data in the data table.

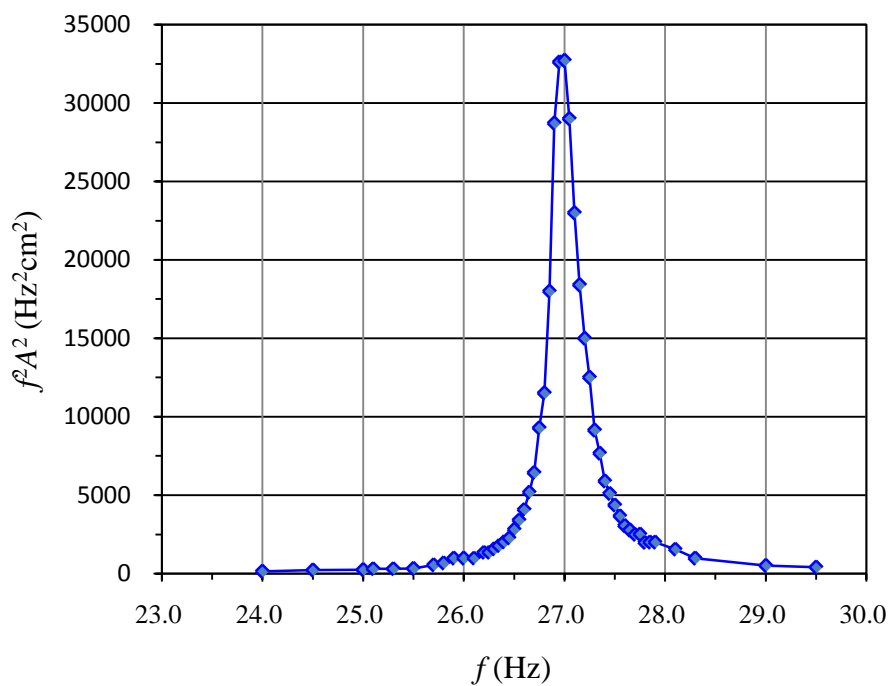
$f(\text{Hz})$	$A(\text{cm})$	$f^2 A^2 (\text{Hz}^2 \text{cm}^2)$
24.00	0.50	1.4×10^2
24.50	0.60	2.2×10^2
25.00	0.60	2.3×10^2
25.10	0.70	3.1×10^2
25.30	0.70	3.1×10^2
25.50	0.70	3.2×10^2
25.70	0.90	5.4×10^2
25.80	1.00	6.66×10^2
25.90	1.20	9.66×10^2
26.00	1.20	9.73×10^2
26.10	1.20	9.81×10^2
26.20	1.40	13.5×10^2
26.25	1.40	13.5×10^2
26.30	1.50	15.6×10^2
26.35	1.60	17.8×10^2
26.40	1.70	20.1×10^2
26.45	1.80	22.7×10^2
26.50	2.00	28.1×10^2
26.55	2.20	34.1×10^2
26.60	2.40	40.8×10^2
26.65	2.70	51.8×10^2
26.70	3.00	64.2×10^2
26.75	3.60	92.7×10^2
26.80	4.00	115×10^2

$f(\text{Hz})$	$A(\text{cm})$	$f^2 A^2 (\text{Hz}^2 \text{cm}^2)$
26.85	5.00	180×10^2
26.90	6.30	287×10^2
26.95	6.70	326×10^2
27.00	6.70	327×10^2
27.05	6.30	290×10^2
27.10	5.60	230×10^2
27.15	5.00	184×10^2
27.20	4.50	150×10^2
27.25	4.10	125×10^2
27.30	3.50	91.3×10^2
27.35	3.20	76.6×10^2
27.40	2.80	58.9×10^2
27.45	2.60	50.9×10^2
27.50	2.40	43.6×10^2
27.55	2.20	36.7×10^2
27.60	2.00	30.5×10^2
27.65	1.90	27.6×10^2
27.70	1.80	24.9×10^2
27.75	1.80	25.0×10^2
27.80	1.60	19.8×10^2
27.85	1.60	19.9×10^2
27.90	1.60	19.9×10^2
28.10	1.40	15.5×10^2
28.30	1.10	9.69×10^2



SOLUTION

(2) Plot a proper data in the graph paper to determine the resonance frequency f_{RO} and the quality factor Q . Record f_{RO} and Q in the following blank.



$$Q = \frac{f_{RO}}{f_2 - f_1} = \frac{27.0}{27.17 - 26.84} = 81.8$$

$$f_{RO} = 27.0 \text{ Hz}$$

$$Q = 81.8$$



SOLUTION

Exp. I-B · Resonance frequency versus the external force.

- (1) Measure and record the measured data z_0 in the data table.

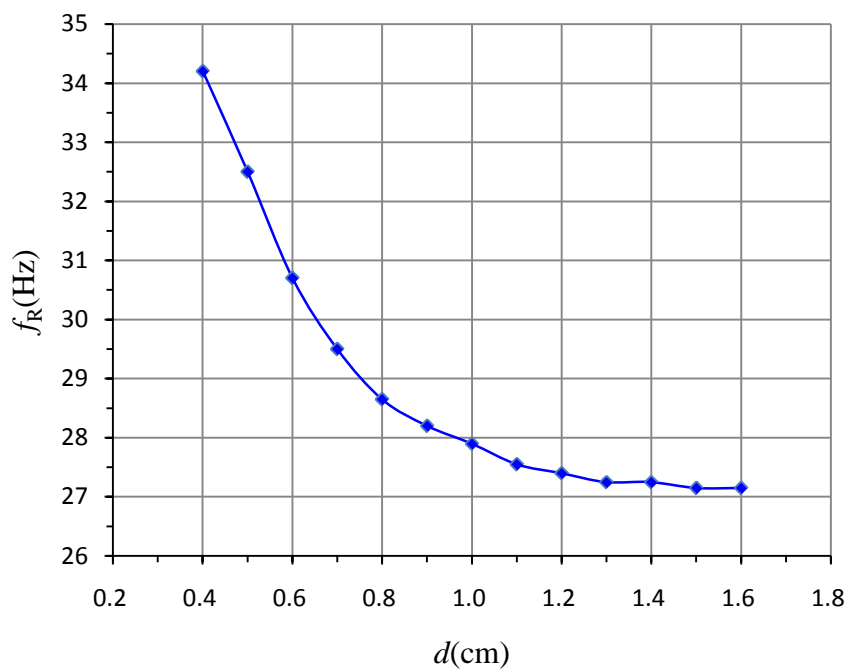
$$z_0 = 6.40 \text{ cm}$$

- (2) Determine the position z of the top plane of the N-pole of M_C . Calculate the nominal distance d by defining $d = z_0 - z$. Record z and d in the data table.
- (3) Determine the resonance frequency f_R for the distance d by tuning the frequency of the sine wave generator until the maximum amplitude is reached. Record the determined resonance frequency f_R in the data table.
- (4) Change the vertical position of the magnet M_C and repeat the steps (2) and (3) for a number of measurements of different distance d and the corresponding resonance frequency f_R .

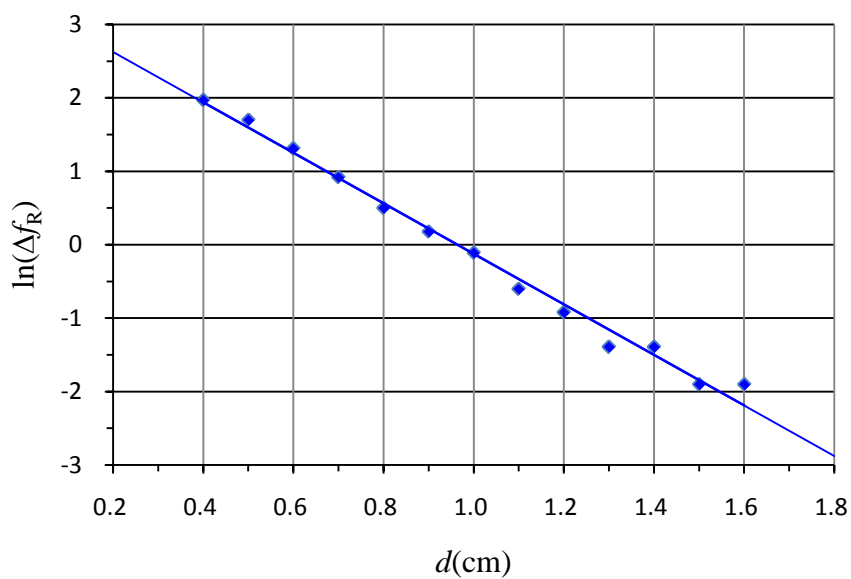
$z(\text{cm})$	$d(\text{cm})$	$f_R(\text{Hz})$	$\Delta f_R(\text{Hz})$	$\ln(\Delta f_R)$
4.80	1.60	27.15	0.15	-1.90
4.90	1.50	27.15	0.15	-1.90
5.00	1.40	27.25	0.25	-1.39
5.10	1.30	27.25	0.25	-1.39
5.20	1.20	27.40	0.40	-0.92
5.30	1.10	27.55	0.55	-0.60
5.40	1.00	27.90	0.90	-0.11
5.50	0.90	28.20	1.20	0.18
5.60	0.80	28.65	1.65	0.50
5.70	0.70	29.50	2.50	0.92
5.80	0.60	30.70	3.70	1.31
5.90	0.50	32.50	5.50	1.70
6.00	0.40	34.20	7.20	1.97

SOLUTION

(5) Plot a graph of f_R as a function of distance d using a graph paper.



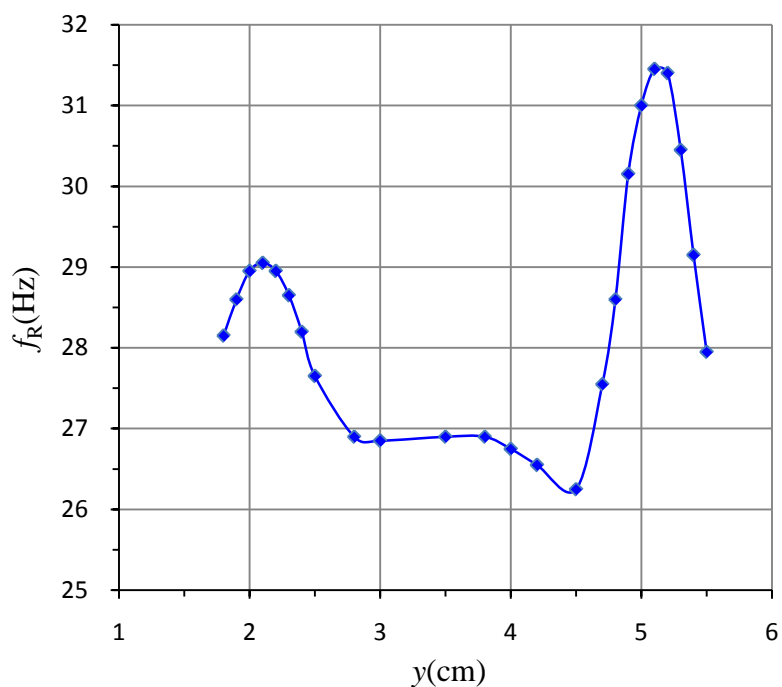
(6) Define $\Delta f_R = f_R - f_{R0}$, and plot $\ln(\Delta f_R)$ as a function of d using another graph paper.





SOLUTION

- (3) Plot f_R as a function of y on a graph paper to determine the position of magnet M_B . Mark the positions of magnets M_A and M_B on the y -axis of your graph, and write down the value of \overline{AB} on the answer sheet.

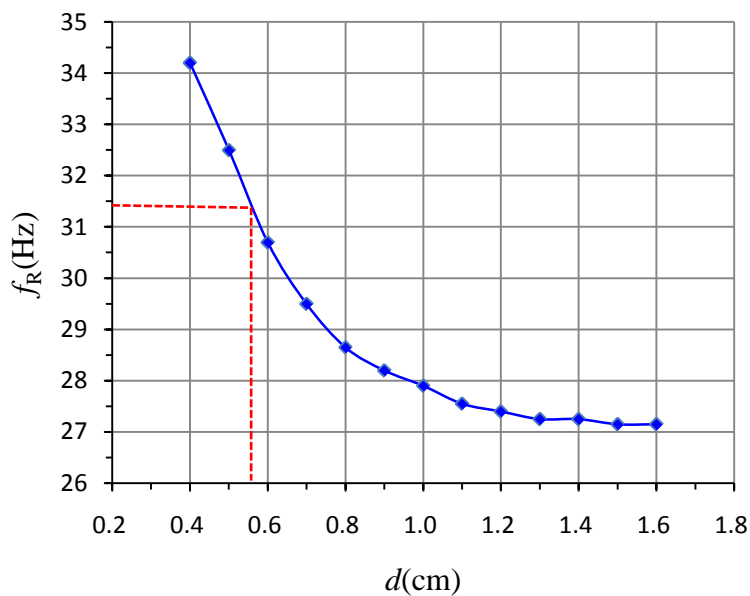


The distance between the two maximum points is $5.1 - 2.1 = 3.0$ cm.

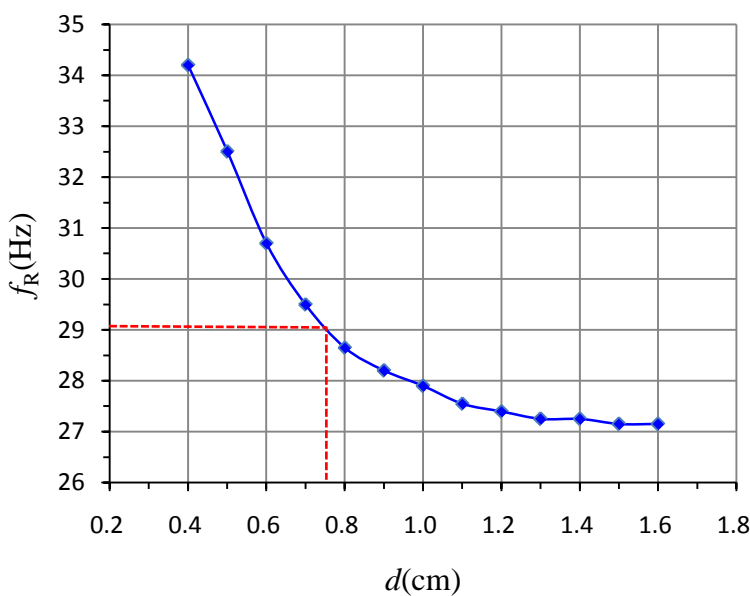
$$\overline{AB} = 3.0 \text{ cm}$$

SOLUTION

- (4) Determine the depths d_A and d_B of the magnets M_A and M_B from the top surface of the black box using the results in Exp. I-B. Write down the values of d_A and d_B on the answer sheet.



$$\begin{aligned}
 d_A &= d - (z_0 - z_{box}) \\
 &= 0.56 - 0.40 \\
 &= 0.16 \text{ cm}
 \end{aligned}$$



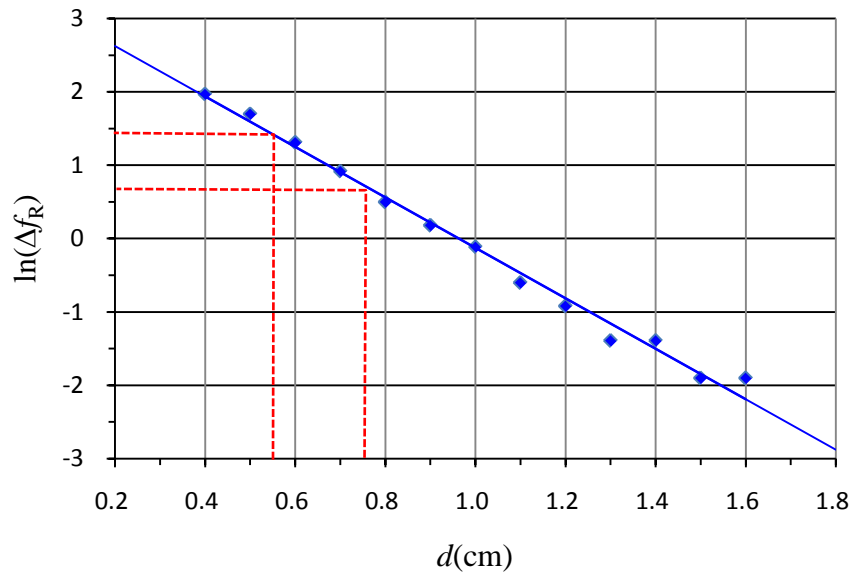
$$\begin{aligned}
 d_B &= d - (z_0 - z_{box}) \\
 &= 0.75 - 0.40 \\
 &= 0.35 \text{ cm}
 \end{aligned}$$

$$d_A = 0.16 \text{ cm}$$

$$d_B = 0.35 \text{ cm}$$

SOLUTION

Alternatively,



M_A :

$$\ln(\Delta f_R) = \ln(31.4 - 27.0) = 1.48$$

$$\Rightarrow d = 0.56 \text{ cm}$$

$$\Rightarrow d_A = d - (z_0 - z_{box}) = 0.56 - 0.40 = 0.16 \text{ cm}$$

M_B :

$$\ln(\Delta f_R) = \ln(29.1 - 27.0) = 0.74$$

$$\Rightarrow d = 0.75 \text{ cm}$$

$$\Rightarrow d_A = d - (z_0 - z_{box}) = 0.75 - 0.40 = 0.35 \text{ cm}$$